

PSR429 series

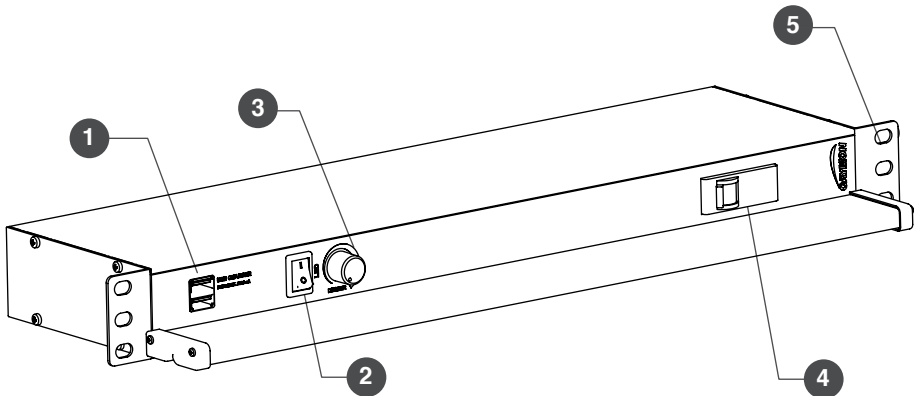
Power distribution unit

Quick Start Guide



The quick start guide gives you an overview of all the front and rear controls and connections on the PSR429 series. It allows you to get started with the installation of it in your project.

Front:



1) USB charger

The two USB type A connectors offer the possibility to charge various devices such as smartphones, tablets or similar devices. It is not designed for plugging in USB memory devices.

2) Power button LED light

Switches the LED light ON or OFF

3) LED dimmer

The LED light can be dimmed by turning the dial.

4) Circuit breaker

If a short-circuit occurs, the circuit breaker will automatically switch over.

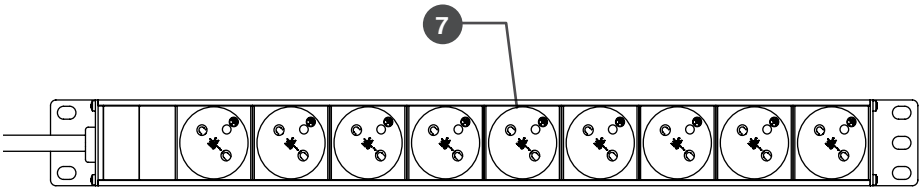
5) Construction

The construction is made using black powder coated aluminum fitted with steel 19" mounting ears on each side. The total height covers a single 19" rackspace, allowing it to be installed in any 19" housing or equipment rack.

6) AC power lead

The mains power supply (250V AC - 50/60Hz) is standard fitted. The connection cable has a length of 2.5 meters.

Back:




7) Power outlet

There are 9 power outlets on the back of the PSR429. All devices in the same rack can be supplied with power at this location while being protected against surge current.

Variants

- PSR429F/B - 19" Power distributor with 9 x French (Type E) power sockets ('F' versions)
- PSR429G/B - 19" Power distributor with 9 x German (Type F - CEE 7/4) power sockets ('G' versions)

Bottom:



8) Chassis earth connection point

A chassis earth connection point is provided for easily connecting your rack/ enclosure to mains earth, as required by safety regulations.

Specifications

General specifications

- Rated working voltage (Un): 250V AC 50/60 Hz
- Rated load current (IR): 16A
- Maximum power load (Pmax): 4000W

USB Port specifications

- 2 x USB Type A connections
- 5V / 2.1 A supply (two ports combined)

LED light specifications

- Switchable ON/OFF (switch)
- Dimmable between 25% and 100%
- Max 70 lumen

CATION - SERVICING:

This product contains no user serviceable parts. Referral servicing to qualified service personnel. Do not perform any servicing (unless you are qualified to)

EC DECLARATION OF CONFORMITY

This product conforms to all the essential requirements and further relevant specifications described in following directives: 2014/30/EU (EMC) and 2014/35/ EU (LVD)

WASTE ELECTRICAL AND ELECTRONIC EQUIPMENT (WEEE)

The WEEE marking indicates that this product should not be disposed with regular household waste at the end of its life cycle. This regulation is created to prevent any possible harm to the environment or human health.

This product is developed and manufactured with high quality materials and components which can be recycled and/or reused. Please dispose this product at your local collection point or recycling centre for electrical and electronic waste. This will make sure that it will be recycled on an environmentally friendly manner, and will help to protect the environment in which we all live.

CAUTION

The symbols shown are internationally recognized symbols that warn about potential hazards of electrical products. The lightning flash with arrowpoint in an equilateral triangle means that the unit contains dangerous voltages. The exclamation point in an equilateral triangle indicates that it is necessary for the user to refer to the users manual.



These symbols warn that there are no user serviceable parts inside the unit. Do not open the unit. Do not attempt to service the unit yourself. Refer all servicing to qualified personnel. Opening the chassis for any reason will void the manufacturer's warranty. Do not get the unit wet. If liquid is spilled on the unit, shut it off immediately and take it to a dealer for service. Disconnect the unit during storms to prevent damage.

CAUTION:

ALWAYS KEEP THESE INSTRUCTIONS. NEVER THROW THEM AWAY

ALWAYS HANDLE THIS UNIT WITH CARE

HEED ALL WARNINGS

FOLLOW ALL INSTRUCTIONS

NEVER EXPOSE THIS EQUIPMENT TO RAIN, MOISTURE, ANY DRIPPING OR SPLASHING LIQUID. AND NEVER PLACE AN OBJECT FILLED WITH LIQUID ON TOP OF THIS DEVICE

NO NAKED FLAME SOURCES, SUCH AS LIGHTED CANDLES, SHOULD BE PLACED ON THE APPARATUS

DO NOT PLACE THIS UNIT IN AN ENCLOSED ENVIRONMENT SUCH AS A BOOKSHELF OR CLOSET. ENSURE THERE IS ADEQUATE VENTILATION TO COOL THE UNIT. DO NOT BLOCK THE VENTILATION OPENINGS.

DO NOT STICK ANY OBJECTS THROUGH THE VENTILATION OPENINGS.

DO NOT INSTALL THIS UNIT NEAR ANY HEAT SOURCES SUCH AS RADIATORS OR OTHER APPARATUS THAT PRODUCE HEAT.

DO NOT PLACE THIS UNIT IN ENVIRONMENTS WHICH CONTAIN HIGH LEVELS OF DUST, HEAT, MOISTURE OR VIBRATION

THIS UNIT IS DEVELOPED FOR INDOOR USE ONLY. DO NOT USE IT OUTDOORS

PLACE THE UNIT ON A STABLE BASE OR MOUNT IT IN A STABLE RACK

ONLY USE ATTACHMENTS & ACCESSORIES SPECIFIED BY THE MANUFACTURER

UNPLUG THIS APPARATUS DURING LIGHTNING STORMS OR WHEN UNUSED FOR LONG PERIODS OF TIME

ONLY CONNECT THIS UNIT TO A MAINS SOCKET OUTLET WITH PROTECTIVE EARTHING CONNECTION

THE MAINS PLUG OR APPLIANCE COUPLER IS USED AS THE DISCONNECT DEVICE, SO THE DISCONNECT DEVICE SHALL BE READILY OPERABLE

USE THE APPARATUS ONLY IN MODERATE CLIMATES